

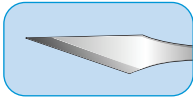
KNIVES AND BLADES

- STAB
- MVR/SIDEPORT
- CRESCENT
- PHACO SLIT
- IMPLANT
- SCLERAL, LAMELLAR, NEEDLE
- MINI BLADES




STAB

STAB AND PARACENTESIS



Full Handle Knife	Screw-in Blade	Description	Contents
961501	961502	15°	6/Box
962201		22.5°	6/Box
963001		30°	6/Box
964501		45°	6/Box

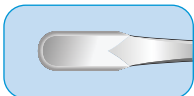
CONTROLLED DEPTH



Full Handle Knife	Screw-in Blade	Description	Contents
	7511	15°, 1.5mm depth, orange	6/Box
7514	7513	15°, 3.0mm depth, lt. blue	6/Box
7516	7515	15°, 5.0mm depth, green	6/Box
7523	7522	22.5°, 4.0mm depth, grey	6/Box
7531	7530	30°, 3.5mm depth, black	6/Box
7536		30°, 5.0mm depth, black	6/Box

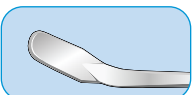
CRESCENT

STRAIGHT



Full Handle Knife	Description	Contents
960021	2.0mm	6/Box

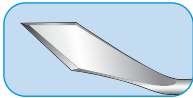
ANGLED



Full Handle Knife	Description	Contents
940002	Tapered 2.5 to 2.0mm	6/Box
960022	2.0mm	6/Box

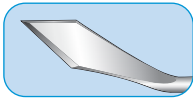
PHACO SLIT

SINGLE BEVEL ANGLED



Full Handle Knife	Description	Contents
961861	1.8mm	6/Box
962061	2.0mm	6/Box
962261	2.2mm	6/Box
962461	2.4mm	6/Box
962561	2.5mm	6/Box
962661	2.65mm	6/Box
962751	2.75mm	6/Box
962861	2.8mm	6/Box
962851	2.85mm	6/Box
962961	3.0mm	6/Box
963261	3.2mm	6/Box
963561	3.5mm	6/Box


DOUBLE BEVEL ANGLED



Full Handle Knife	Description	Contents
961868	1.8mm	6/Box
962068	2.0mm	6/Box
962268	2.2mm	6/Box
962468	2.4mm	6/Box
962568	2.5mm	6/Box
962668	2.65mm	6/Box
962758	2.75mm	6/Box
962868	2.8mm	6/Box
962858	2.85mm	6/Box
962968	3.0mm	6/Box
963268	3.2mm	6/Box


MVR/SIDEPORT

STRAIGHT



Full Handle Knife	Description	Contents
965564	25ga	6/Box
965562	23ga	6/Box
965563	21ga	6/Box
965560	20ga	6/Box
965561	19ga	6/Box
965550	1.0mm incision size	6/Box

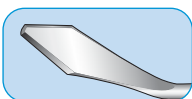
ANGLED



Full Handle Knife	Description	Contents
965569	25ga	6/Box
965567	23ga	6/Box
965568	21ga	6/Box
965565	20ga	6/Box
965566	19ga	6/Box
965570	1.0mm incision size	6/Box

IMPLANT

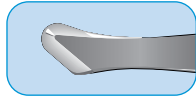
ANGLED



Full Handle Knife	Description	Contents
965261	5.2mm	6/Box


OTHER

SCLERAL




Full Handle Knife	Screw-in Blade	Description	Contents
5710	5700	Standard US style	6/Box
5710S	5700S	Small European style	6/Box

LAMELLAR



Screw-in Blade	Description	Contents
6600	Angled, bevel up	6/Box

NEEDLE



Screw-in Blade	Description	Contents
5910	3.0mm	6/Box
5920	5.0mm	6/Box

MINI BLADES



6100



6200



6300



6400



6500



6700



6900



6910

Screw-in Blade	Description	Contents
6100	Chisel 1.5mm	12/Box
6200	Chisel 2.7mm	12/Box
6300	Spear tip	6/Box
6400	Round tip, sharp one side	12/Box
6500	Lance tip	12/Box
6700	Curved tip, sharp one side	12/Box
6900	Round tip, sharp all around, straight	6/Box
6910	Round tip, sharp all around, angled	6/Box

HANDLES



1305



1311



1312



1310



1350



1360



1320



1330



1340

Screw-in Blade	Description	Contents
1305	Cross-cut collet	1/Each
1311	5.0cm round	1/Each
1312	7.5cm round	1/Each
1310	10.0cm round	1/Each
1350	13.0cm round	1/Each
1360	13.0cm round heavy duty	1/Each
1320	15.5cm round	1/Each
1330	10.0cm hex	1/Each
1340	15.5cm hex	1/Each